

D-chute

Online-Measurement

Flowmeter for Bulk Solids

- High accuracy
- No calibration
- Maintenance-free





Highlights System

- No moving components
- Independent from changing product properties and flow velocity
- Gentle product flow, passive measurement principle
- Minimum operating costs
- Free product flow also if device is switched off
- Easy to integrate

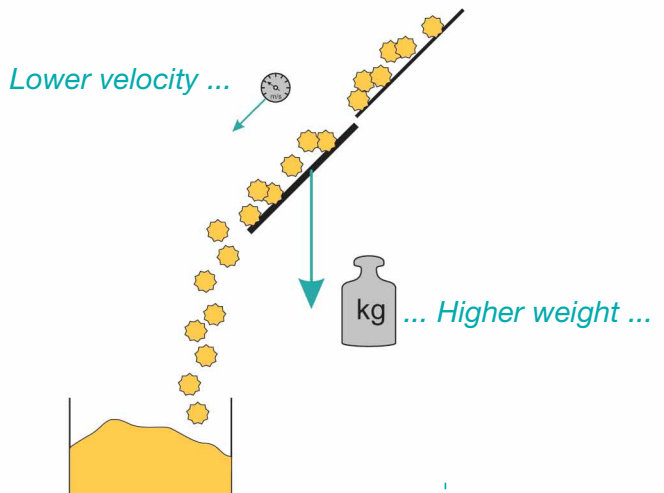
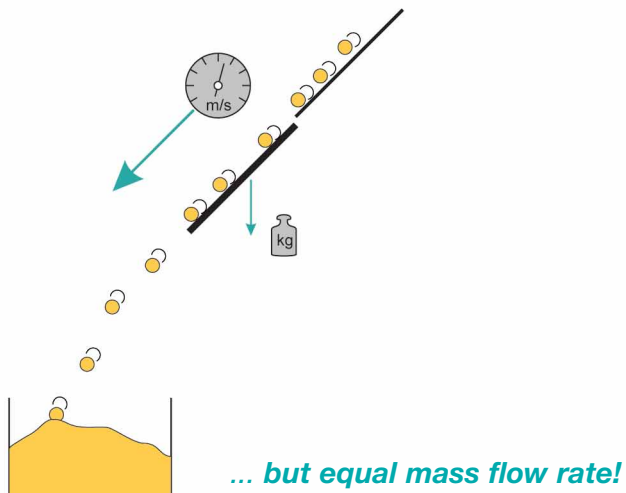
HIGH-PRECISION MEASURING SYSTEM, 1% AND BETTER NO CALIBRATION, MAINTENANCE-FREE

The patented measuring system **D-chute** is a unique flow meter which combines proven weighing technology with a non-contact velocity measurement. By measuring the weight and the flow velocity at the same time — similar to the belt-weigher principle — the mass flow rate of pourable bulk solids is determined in free fall processes with high accuracy.

Unlike with impact meters, changing product-properties (e.g. density, particle size, friction properties) or varying product velocities (e.g. under silos) have no influence on

the measuring accuracy of the system. Hence a complex calibration in the process especially with several products is not required. Also regular recalibration is not necessary while a very high reproducibility of the measuring results is granted.

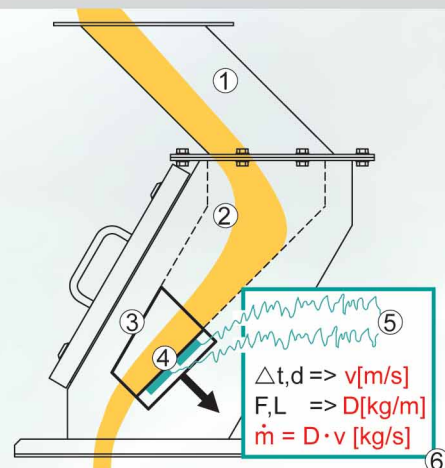
Operational cost can be reduced to an absolute minimum and regular maintenance is normally not required, because the flow meter does not have any moving components, the solids are flowing smoothly over the weighing chute and the sensor system is well protected.





D-chute

Function



APPROVED AND EFFICIENT SYSTEM

FOR MASS FLOW RATE MEASUREMENT OF BULK SOLIDS

The product flows from the inlet ① via a calming section ② towards the measuring chute ③ which has the given length »L« and is connected to a load cell. The load cell determines only the weight force »F« which is perpendicular to the weighing chute, so that friction forces being effective parallelly to the chute have no influence. Simultaneously electrical charge signals ⑤ of the product flow are measured with two sensors ④ at the measuring chute.

The time offset »Δt« of the two signals is determined in a correlation calculation performed by a digital signal

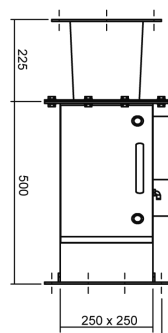
processor ⑥. The flow velocity is calculated with the time shift and the given distance »d« between the two sensors. With the two absolute values 'product mass' and 'product velocity' the mass flow rate is calculated at the point of measurement and output as a digital or analog signal.

This separate measurement provides the advantage that neither changing product properties nor varying process conditions have an influence on the measurement result.

Technical Data D-chute

Measurement range	Size 250: 0,2...20 t/h / 0,4...35 m³/h Other sizes on request.
Accuracy	Up to 0,2 % of the final value
Material	Stainless steel 1.4301, Epoxy (measuring chute)
Compression strength	0,1 bar
Purge air connection	For very dusty products, p=2 bar / 0,6 Nm³/h
Protection class	IP 64
Temperature	Process: 10...40°C, Ambient: 0...50°C
Installation	Vertical, vibration-free


Size 250





D-con

Systemcontroller

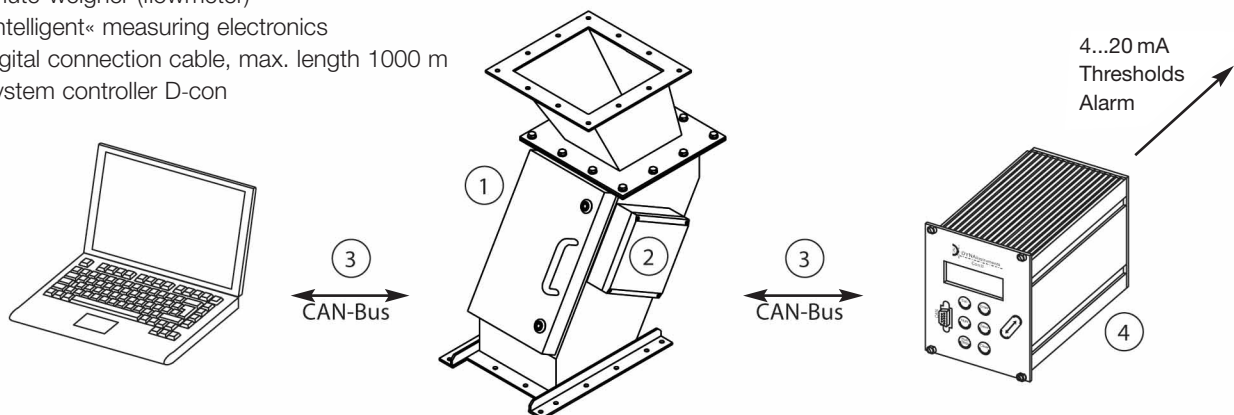


COMFORTABLE AND EASY OPERATION FOR SET-UP, CALCULATION AND OUTPUT

The D-Con serves to set the D-Chute to output and monitor the measuring signal as well as to control the process. Data back-up of all settings and system messages are done with a flash memory (without battery)
A bi-directional connecting cable between The measuring feeder, the D-chute and the The D-Con provides a high degree of interference Resistance. Also, while the maximum cable length is 1000m, a minimum amount of wiring is

necessary because up to 10 systems can be connected to one line. Modern 32bit Technology and approved Linux-operating system allow high processing speed, while the operator interface is user-friendly with operating assistance in the lowest display line. In stead of using the system controller, all settings And parameter backups can be made using a notebook computer with the Dyna Pro Visual software

- ① Chute-weigher (flowmeter)
- ② »Intelligent« measuring electronics
- ③ Digital connection cable, max. length 1000 m
- ④ System controller D-con



Application Solutions



- Production control
- Capability planning
- Process monitoring
- Quality control
- Inventory management

MASS FLOW RATE MEASUREMENT FROM 100kg/h - 100t/h CONTINUOUS OR BATCH PROCESS

The **D-chute** allows a very precise mass flow rate measurement in free fall processes. Either in the process, during filling, loading or discharging — the **D-chute** delivers high measurement reliability and is easy to integrate. Compared to belt-weighers the dust-proof system can help to reduce the dust load in processes. The system controller **D-con** provides two operation modes:

1. Flow Control

For continuous measuring value output of the mass flow rate and for controlling a dosing unit (rotary

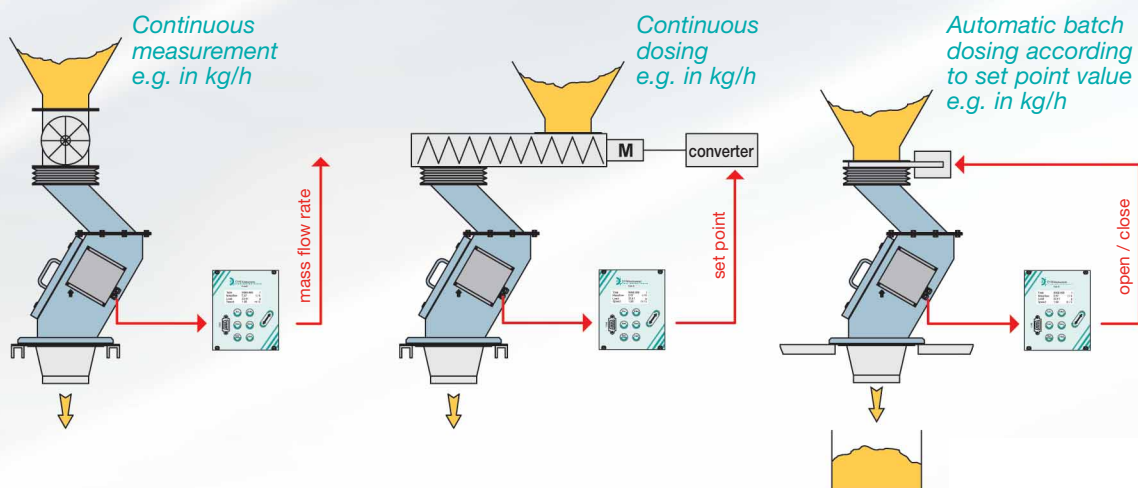
feeder, slider, screw conveyor, ...) according to set-point value.

2. Batch Control

For automatic batch dosing according to set point value.

Installation

Because of the low installation height the **DYNA-chute** can easily be installed also in existing plants. Depending on the installation situation the flowmeter can be delivered with customized process connection.





Experts for bulk materials

- Tests with customer products possible in the test plant (*picture left*)
- In-house development & production
- Made in Germany

INNOVATIVE SOLUTIONS · PROVEN TECHNOLOGY

FOR MORE THAN 25 YEARS

- Mass flow rate measurement
- Flow monitoring
- Dust monitoring
- Velocity measurement
- Level detection
- Particle size measurement



GTS, Inc.
70 6th Avenue
Shalimar, Florida 32579
PH:850-651-3388
FAX:850-651-4777
Email: info@onthelevel.com
Website: www.onthelevel.com