

FlowGuard P Series

Flow Indicator for Solids

Function

The flow indicator **FlowGuard P** is used for monitoring the mass flow in solid material handling applications such as pneumatic transport lines, free fall pipes, chutes or hoppers in a wide range of mass flow from lbs/hr to t/hr.

The meter detects *moving* electrical charges that are produced, for example, through friction with other objects such as the pipe wall and then naturally adhere to the solids surface solids, solid lining will not be detected.

The detection area goes some centimeters around the sensor plate so that nearby located moving components as e.g. flaps do not have any influence.

Due to the measuring principle also moving massive compact solids as plates or rods can be monitored.

The device is not applicable for solids which build up an electrical conducting layer on the sensor through friction or deposition.

-Relay output
-Transistor output
-Current output

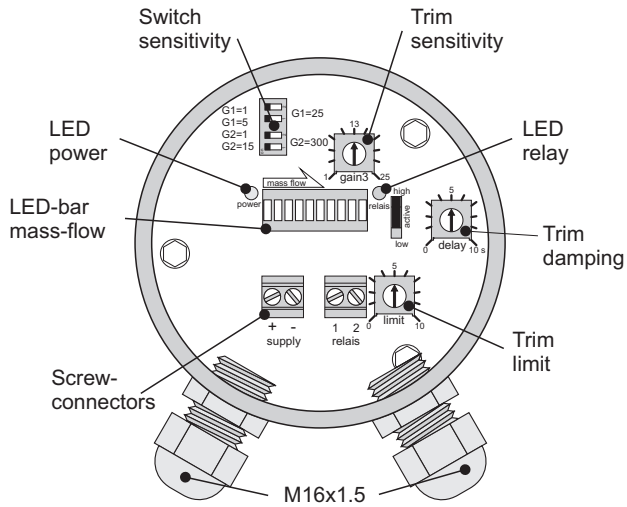
Technical Data

material	housing	SS 1.4305 (AISI 303)
	sensor plate standard:	SS 1.4571 (AISI 316Ti)
	isolation standard:	polyamide (PA), 2mm
	sealing standard:	NBR
ambient cond.	temperature	-20°C...+70°C (-4°F...158°F)
	degree of protection	IP 67 (EN 60529)
	EMC	according to EN 61326-1
process cond.	temperature standard:	max. 90°C (194°F)
pressure		max. 6 bar (87 psi)
output	FlowGuard P01	relay: max. 48 V AC/DC, 1A
		high/low switchable
	FlowGuard P02	transistor: galvanically isolated
		max. 31 V DC, 15 mA
		high/low switchable
	FlowGuard P20	4-20 mA, galvanically isolated
		load < 500 Ω
supply voltage	FlowGuard P01/02	17...31 V DC, max. 60 mA
	FlowGuard P20	17...31 V DC, max. 90 mA
adjustment	sensitivity	1...180.000
	damping	0...10 s (P01/02), 0...180 s (P20)
	switchpoint	1...10 (FlowGuard P01/02)
	zero set	4 mA (FlowGuard P20)

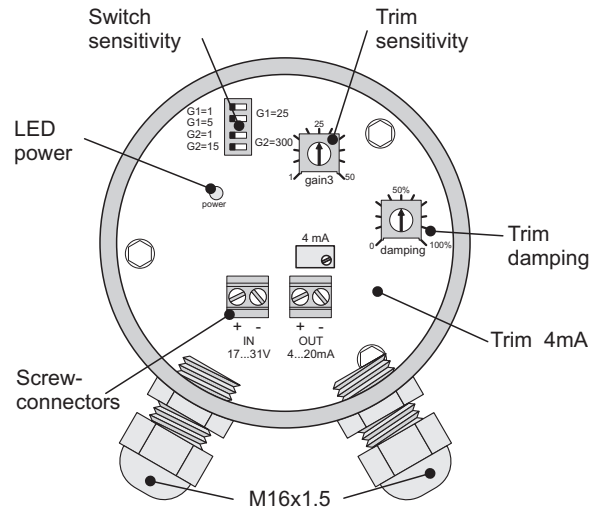


FlowGuard P Series

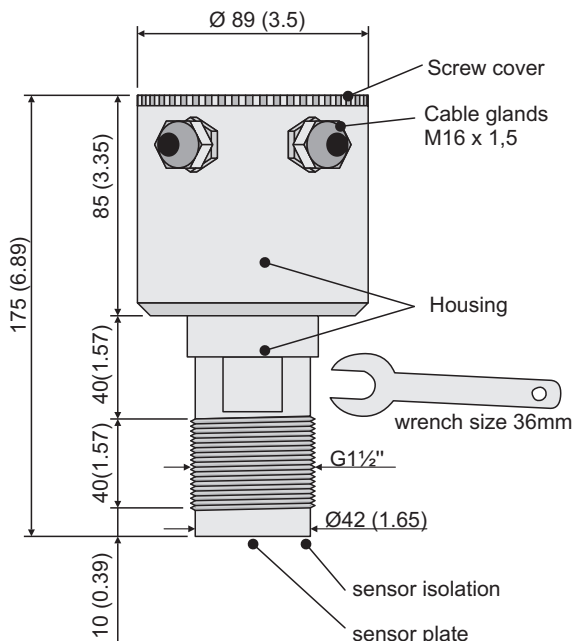
Switching output: FlowGuard P01 and P02



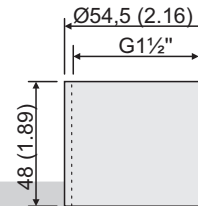
Analog output: FlowGuard P20



Dimensions in mm (in)



Accessory: thread bush



Ordering key

FlowGuard A/B/C/D/E/F/G

A: Output

P01: Relay
P02: Transistor
P20: Analog output 4-20mA

B: Thread size

G1,5: G 1 1/2"

C: Material of sensor plate

20: 1.4571 (AISI 316Ti)

D: Material of sensor insulation

20: PTFE
30: Peek
51: PA (standard)

E: Material of seals

00: NBR (standard)
10: FPM
20: silicone

F: Certificates

00: without
Ex2: ATEX-Zone 2 and 22
II 3G EEx nA II T4
II 3D IP67 T100°C

G: Accessories

00: without
01: thread bush 1.4301 (AISI 304)
02: thread bush 1.4571 (AISI 316Ti)

technical data subject to change without notice



GTS, Inc.
PO Box 799
Shalimar, FL 32579 USA
Tel: (+1) 850-651-3388
Fax: (+1) 850-651-4777
E-mail: info@onthelevel.com
Website: www.onthelevel.com